

4.3. SECOND DERIVATIVE AND GRAPHS

Given $y = f(x)$, the derivative of the derivative is the _____.

Notation 4.3.1. $f''(x) = f^{(2)}(x) = y'' = \frac{d^2y}{dx^2} = D^2f(x)$

The n -th derivative: $f^{(n)}(x) = \frac{d^ny}{dx^n} = D^n f(x)$

Example 4.3.1. Find the first and second derivatives of the function.

$$f(x) = x^3 - 4x^2 + 3x - 10$$

Applications

- (1) Given the graph of $y = f(x)$
 - (a) $f'(x)$ provides the slope of the the line tangent to $y = f(x)$ at x
 - (b) $f''(x)$ provides the *rate of change* of the slope of the the line tangent to $y = f(x)$ at x .
 - (c) thus $f''(x)$ tells us if the FIRST DERIVATIVE, $f'(x)$, is increasing or decreasing
 - (d) so $f''(x)$ tells us if the tangent line is getting steeper or flatter.
 - (e) and so $f''(x)$ tells us if the ORIGINAL FUNCTION, $f(x)$, is concave up or concave down.

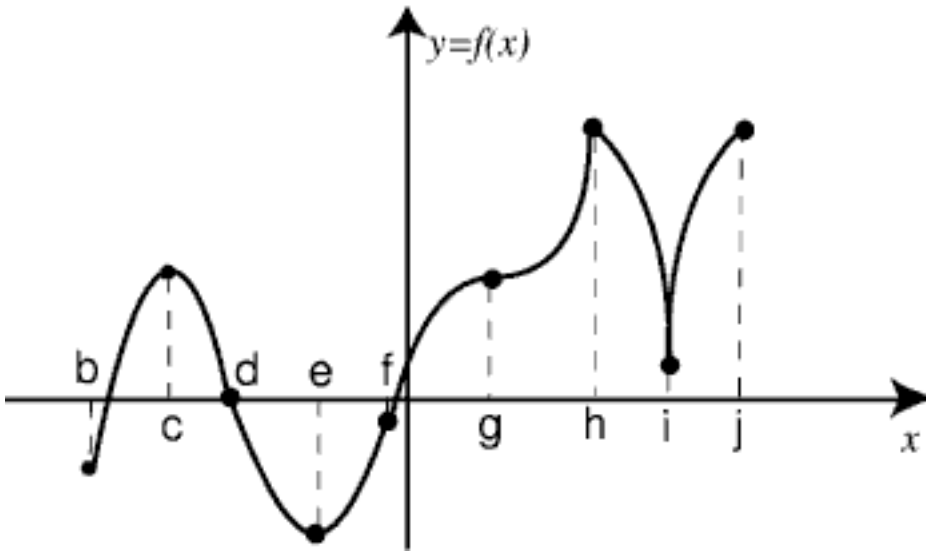
- (2) If $f(t)$ give the position of a particle at time, t , then
 - (a) $f'(t)$ will provide the (instantaneous) _____ at time t and
 - (b) $f''(t)$ will provide the (instantaneous) _____ at time t .
 - (c) $f'''(t)$ will provide the _____ at time t .

Concavity

Theorem 4.3.1.

- (1) If $f''(x) > 0$ for all x in an interval I , then f is concave up on I .
- (2) If $f''(x) < 0$ for all x in an interval I , then f is concave down on I .
- (3) If f changes concavity at $x = c$ and f is defined at $x = c$, then we say $(c, f(c))$ is a **inflection point**. To find inflection points we find where the second derivative changes signs (and is in the domain of the original function).

Example 4.3.2. The graph given is the graph of $y = f(x)$



- (1) Find the intervals where the function is concave up and where concave down.
- (2) Find the intervals where $f''(x) > 0$ and where $f''(x) < 0$
- (3) Find the intervals where $f(x)$ is increasing and where $f(x)$ is decreasing
- (4) Find the intervals where $f'(x)$ is increasing and where $f'(x)$ is decreasing
- (5) Find where the inflection points occur
- (6) Find the local extrema of $f(x)$
- (7) Find the local extrema of $f'(x)$

Theorem 4.3.2 (Second Derivative Test). *Suppose $y = f(x)$ is such that $f'(c) = 0$ (and f is twice differentiable around c).*

(1) *If $f''(c) > 0$ then _____*

(2) *If $f''(c) < 0$ then _____*

(3) *If $f''(c) = 0$ then _____*

Example 4.3.3. *Find the local extrema of the function.*

$$f(x) = x^3 - 4x^2 + 3x - 10$$

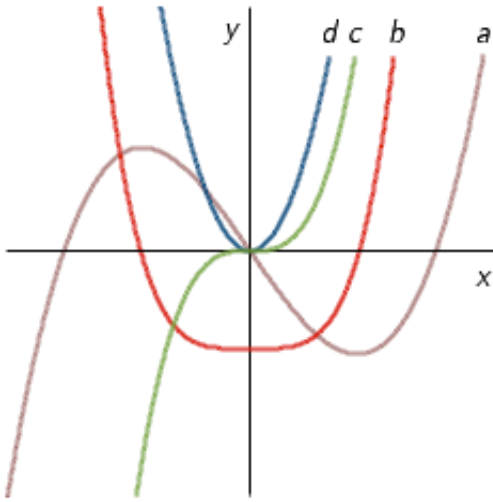
Example 4.3.4. *Find the local extrema of $f(x) = x^3 - 6x^2 - 15x + 10$*

Example 4.3.5. *Find the local extrema of $f(x) = -x + \frac{49}{x}$*

Putting it all together

Example 4.3.6. *Sketch a graph of $f(x) = x^5 - 2x^3 + x$ showing increasing, decreasing, local extrema, and concavity.*

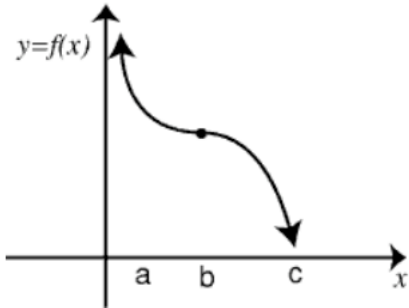
Example 4.3.7. Given the graph below, identify f , f' , f'' , and f''' .



Example 4.3.8. Select ALL the correct choices for $f(x) = \frac{2}{3}x^3 - \frac{1}{2}x^2 - 3x + 4$

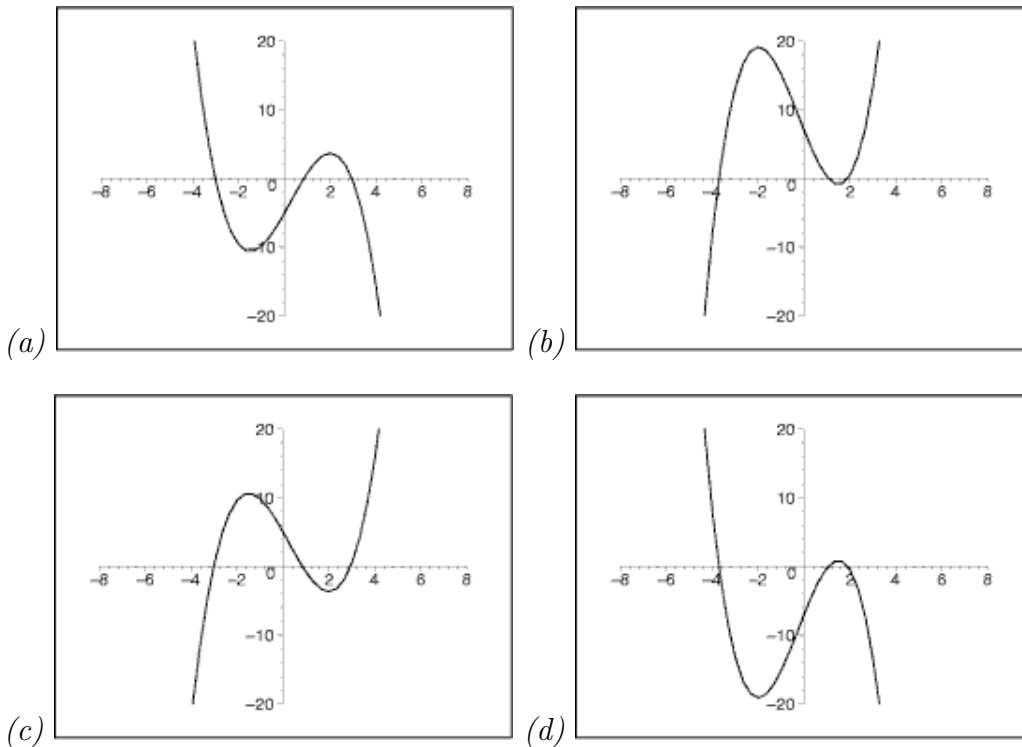
- (1) the graph of $f(x)$ has an inflection point at $x = \frac{1}{4}$
- (2) the graph of $f(x)$ is concave downward on $(-\infty, \frac{1}{4})$
- (3) the graph of $f(x)$ is concave downward on $(\frac{1}{4}, \infty)$
- (4) the graph of $f(x)$ is increasing on $(-1, \frac{3}{2})$
- (5) the graph of $f(x)$ is decreasing on $(-\infty, -1) \cup (\frac{3}{2}, \infty)$
- (6) the graph of $f(x)$ has a local minimum at $x = \frac{3}{2}$

Example 4.3.9. The graph given is the graph of $y = f(x)$. Choose the correct statement for the graph.



- (1) $f'(x) > 0$ on (a, c) ; $f''(x) < 0$ on (a, b) and $f''(x) > 0$ on (b, c)
 (2) $f'(x) > 0$ on (a, c) ; $f''(x) > 0$ on (a, b) and $f''(x) < 0$ on (b, c)
 (3) $f'(x) < 0$ on (a, c) ; $f''(x) < 0$ on (a, b) and $f''(x) > 0$ on (b, c)
 (4) $f'(x) < 0$ on (a, c) ; $f''(x) > 0$ on (a, b) and $f''(x) < 0$ on (b, c)

Example 4.3.10. If $f'(x) = 6 - x - 2x^2$ and $f''(x) = -1 - 4x$, which of the following best represents the graph of $f(x)$



Homework: 4.3 p. 270 # 1-8, 11, 15, 25, 31, 35, 55, 59, 85 work e-grade practice at least 2 times.